

Educational Psychology Library Lab Manual

Educational Psychology Library Lab Manual

*An Introduction to Searching the UofA Library
Sources of Information*

DENIS LACROIX



Educational Psychology Library Lab Manual by Denis Lacroix is licensed under a [Creative Commons Attribution-NonCommercial-ShareAlike 4.0 International License](https://creativecommons.org/licenses/by-nc-sa/4.0/), except where otherwise noted.

Contents

Introduction & Learning Objectives	1
Part I. <u>Chapter 1: From Topic to Question</u>	
1.1 Finding Research Topic Ideas	5
1.2 Turning Your Topic into a Question	6
1.3 Finding Answers Using Background Information Tools	7
Part II. <u>Chapter 2: Searching for Known Titles</u>	
1. 2.1 Where to Start Searching for Known Titles	13
2.2 Searching the Library Catalog for a Known Title	14
2.3 Reading a Catalogue Record	16
2.4 Book Title Searching Exercise	18
2.5 Finding Journal Articles and Book Chapter Titles	19
2.6 Finding Journal Articles & Book Chapters Exercise	22
2.7 Using the GetIt Citation Linker to Find Source Titles	24
Part III. <u>Chapter 3: Topic Searching</u>	
3.1 Choosing the Right Tool for the Search Job	27

3.1.1 Choosing the Right Tool Exercise	29
3.2 Combining Concepts for Topic Searching	30
3.3 Using Variant Terms to Describe your Topical Concepts	32
3.4 Advanced Searching of the Library Catalog	34
3.5 Learning to Search the ERIC (Ebsco) Database	36
3.6 Searching PsycInfo (OVID)	41
3.7 Database Searching Exercises	44

Part IV. Chapter 4: Evaluating, Citing, and Managing Your Sources

4.1 Evaluating Sources	49
4.2 Citing Sources	51
4.3 Managing Sources	52
4.4 Chapter Exercise	53
AskUs	55
Glossary	56

Introduction & Learning Objectives

Welcome to the Library lab manual for Educational Psychology. The manual's purpose is to give you the foundational knowledge necessary to start searching for information in Educational Psychology using the University of Alberta Library's catalog and databases. The manual contains step by step instructions, videos, and examples. The successful completion of the objectives below will depend on answering the exercise questions and reviewing the examples whenever necessary.

Learning Objectives

After completing this tutorial, you will be able to:

- Formulate a research question from a topic
- Locate the full text of journal or book titles at the UofA Library
- Identify references to inform your research question(s)

PART I

CHAPTER I: FROM TOPIC TO QUESTION

Learning Outcomes

After completing this chapter, you will be able to:

- Develop a research question from a topic

1.1 Finding Research Topic Ideas

The following video on [Finding a research topic idea](#) will demonstrate basic strategies for developing a research topic.



A video element has been excluded from this version of the text. You can watch it online here:

<https://openeducationalberta.ca/librarylabmanual/?p=5>

- If you need more guidance on defining a research topic, please consult the [SAGE Research Methods Project Planner](#).

1.2 Turning Your Topic into a Question

- Turn your topic into a question that starts with either what, why, or how.

Example question for EDPY:

What is the foreign language proficiency of elementary-aged children with autism in Alberta schools?

- What other questions do you need to answer in order to answer your main question?

Jot your other questions down, e.g.

What inclusion indicators and standards exist for foreign language learning in Alberta schools?

For a more in depth look at research questions, please consult the [SAGE Research Methods Project Planner](#).

1.3 Finding Answers Using Background Information Tools

- Use background information tools, like dictionaries and encyclopedias, to find answers to some of the questions you noted in chapter 1.2 and note the alternative terminology used in discussing a topic.

For example,
What is foreign language proficiency?

- Consult the [EDPY subject guide's Special Education](#) background information section for suggestions of dictionaries, encyclopedias, and other reference titles to explore.

Educational Psychology

Home -

Teaching English as a Second Language (TESL)

Special Education

Measurement & Evaluation

Dictionaries, Encyclopedias, Handbooks..

Encyclopedia of Special Education: A Reference for the Education of Children, Adolescents, and Adults with Disabilities and Other Exceptional Individuals ⓘ
ISBN: 9781118660584

Handbook of Research on Classroom Diversity and Inclusive Education Practice ⓘ
ISBN: 9781522525202

Handbook of Effective Inclusive Schools ⓘ

Databases

Not sure which databases to use? Try these first for special education:

- ERIC (via EBSCOhost) ⓘ
- PsycINFO ⓘ
- Education Database ⓘ

Also known as [ProQuest Education Database], indexes over 900 Education journals, many with full text.

- For example, the EDPY Library guide includes **The Encyclopedia of Special Education**¹ which, in the context of the

research question, can provide a better understanding of the concept of foreign language proficiency.

- N.B. search the full text of the encyclopedia using the ebook's search box at the top right-hand corner to identify relevant chapters or browse its table of contents.




- The chapter on the [The Cattell-Horn-Carroll Theory of Cognitive Abilities](#) found in the search above uses words like grammatical sensitivity and crystallized intelligence which will help you later in building your searches and using alternate keywords.

Academic or scholarly works often have a bibliography or a list of references and works cited that you may consult for more information at the end of an article or chapter.

The Encyclopedia of Special Education's entry on "Bilingual Special Education"² is an example of such writing where a list of references can be useful for more

1. <https://search.library.ualberta.ca/catalog/6514012>
2. <https://doi-org.login.ezproxy.library.ualberta.ca/10.1002/9781118660584.e5e0327>

information. The  symbol in the image below will highlight such a cited reference.



An interactive or media element has been excluded from this version of the text. You can view it online here:

<https://openeducationalberta.ca/librarylabmanual/?p=64>

Finding the titles cited in a list of references is a result of what is called a known search. See the next chapter for searching for titles that you know exist.

- Another resource to explore is the **Encyclopedia of Educational Psychology**³ listed on the main EDPY library guide page. There are a number of other dictionaries, encyclopedias, handbooks, and manuals on a variety of topics that will broaden your perspective of your topic.

3. <https://search.library.ualberta.ca/catalog/6148927>

Full Download

PDF Full Text

PlumX Metrics

Encyclopedia of Educational Psychology

Authors: Rasmussen, Kristin
Sakind, Neil J.

Publication Information: Thousand Oaks, Calif. : SAGE Publications, Inc. 2008



- To open and search the **Encyclopedia of Educational Psychology**, click on PDF Full Text located on the left side of the screen and click on the **Search within tab** to enter keywords or browse the table of contents by clicking on the Contents tab.

« Contents Search within My Notes

foreign language proficiency 🔍

[clear results](#)

Keyword Matches (1211 found)

Sort by: **Relevancy** Chapter / Page

PART II

CHAPTER 2: SEARCHING FOR KNOWN TITLES

Learning Outcomes

After completing this chapter, you will be able to:

- Search for and find a known title

I. 2.1 Where to Start Searching for Known Titles

- Watch the introductory video on [where to start searching](#).



A video element has been excluded from this version of the text. You can watch it online here:

<https://openeducationalberta.ca/librarylabmanual/?p=131>

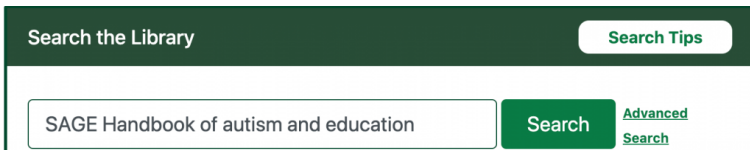
- Use the Start Your Search box on the main page of [the UofA library website](#) to enter book titles or journal titles (ie. words that appear in italics or are underlined in a citation) that you wish to find.
- If you are unsure of how the library catalogue is to be searched, please consult the [Search Tips](#).
- The next chapters will guide you through the process of searching for known titles in the library catalogue.

2.2 Searching the Library Catalog for a Known Title

Your search for a known title will likely start with a reference to a source you wish to find. See the book title below as an example.


Jordan, R., Roberts, J., & Hume, K. A. (2019). *The SAGE Handbook of autism and education*. SAGE.

The title of the source can be entered in [the UofA Library's Search box](#), as shown below, or in quotation marks to search for the words together as a phrase, e.g. "SAGE Handbook of autism and education".



The screenshot shows a dark green search bar with the text "Search the Library" on the left and a "Search Tips" button on the right. Below the search bar is a white input field containing the text "SAGE Handbook of autism and education". To the right of the input field is a green "Search" button. Further right, there are two links: "Advanced" and "Search", both in green text.

The results presented from the UofA's Search the Library consists of a list of records, ie. descriptions of library titles both in print and electronic formats.

- The book title **The SAGE Handbook of autism and education**, for example, exists only in electronic format and has one corresponding record. Look through [the list of results](#) to find the online title that is available to the University of Alberta. Examine the different parts of a list of records and click on the  symbol to learn about each.



An interactive or media element has been excluded
from this version of the text. You can view it online

here:


<https://openeducationalberta.ca/librarylabmanual/?p=68>

- To open the electronic book record, click on the record for the ebook title¹ in the list of results that is accessible to the University of Alberta as indicated by the wording – Copies owned by: University of Alberta Internet.

See the next chapter for a presentation of library records and how to understand the information they present.

1. <https://search.library.ualberta.ca/catalog/8795801>

2.3 Reading a Catalogue Record


The library book record for the electronic book [The SAGE Handbook of Autism and Education](#) shown below presents useful information for accessing the ebook and its bibliographic information. Subject headings are particularly useful for finding other similar titles. Examine the different parts of a record and click on the  symbol to learn about each.



An interactive or media element has been excluded from this version of the text. You can view it online

here:

<https://openeducationalberta.ca/librarylabmanual/?p=76>

The location of the print book [Research-Based Practices in Special Education](#) shown below is indicated in the Where is This? box. The information includes the name of the library that holds that book and where it is located on the shelves. This shelving system is organized by call number order. Print library items can be placed on hold and held for a user to pick up by a certain date. Examine the different parts of a record and click on the  symbol to learn about each.



An interactive or media element has been excluded from this version of the text. You can view it online

here:

<https://openeducationalberta.ca/librarylabmanual/?p=76>

Please see [the UofA Library's curbside pickup service](#) information during the Covid-19 library closure.

2.4 Book Title Searching Exercise

Question 1:



An interactive or media element has been excluded from this version of the text. You can view it online

here:

<https://openeducationalberta.ca/librarylabmanual/?p=146>

Question 2:



An interactive or media element has been excluded from this version of the text. You can view it online

here:


<https://openeducationalberta.ca/librarylabmanual/?p=146>

2.5 Finding Journal Articles and Book Chapter Titles

- The process involved in finding journal article titles is similar to finding book chapters. Both involve searching for the container (ie. journal title or book title) instead of what is contained (ie. the article or the chapter).
- Let's take the following journal article citation example and see how to go about finding access to it.

Wire, V. (2005). Autistic Spectrum Disorders and learning foreign languages. *Support for Learning*, 20(3), 123-128.

1. Search for the journal title or container of the article in the library catalogue, ie. *Support for Learning* :



The image shows a search interface for a library catalogue. At the top, there is a dark green header with the text "Search the Library" on the left and a white button with "Search Tips" on the right. Below the header is a search bar containing the text "Support for Learning". To the right of the search bar is a green button labeled "Search". Further to the right, there are two links: "Advanced" and "Search", both in blue text.


2. Select the journal title, *Support for Learning*, from the list of results. N.B. The two records with the same title both give access to the online version of the same journal title. Clicking on either will allow you to access the journal.

Limit your search


View Search History Start Over You searched for: Support for Learning

« Previous | 1 - 25 of 4,352 | Next » Go to bookmarks Sort by relevance 25 per page

1. Support for Learning Bookmark

Format: Journal
 Note: This is an Electronic Journal.
 UNIVERSITY OF ALBERTA LIBRARY

2. Support for learning [electronic resource] Bookmark

Format: Journal
 Publication Year: 1986
 Copies owned by: University of Alberta Internet, MacEwan University - Internet
 UNIVERSITY OF ALBERTA LIBRARY
 Note: This is an Electronic Journal.

Access: At Library 2,436 Online 1,916

Institution Library Call Number Format Publication Year Author Subject Language

- Open [the journal title record](#) (e.g. the first one in the list above) and select the online journal access appropriate for the year in which the article was published. In the case of the article citation above, 2005 is the year in which the article was published in the journal; therefore, any of the databases listed on the right-hand side in the record shown below would cover articles published in 2005.

Support for Learning

Full/Alternate Title(s): Support for Learning
 Format: Journal
 Published: Harlow, Essex
 ISSN: 0268-2141

Subjects

- Arts and Humanities


Subscriptions


CRKN Wiley Online Library
 coverage: Available from 1997 volume: 12 issue: 1.

EBSCOhost Academic Search Complete
 coverage: Available from 1998. Most recent 1 year(s) not available.

Wiley Online Library Education Backfiles
 coverage: Available from 1986 volume: 1 issue: 1 until 1996 volume: 11 issue: 4.

Conditions of Use

- Follow the steps in the CRKN Wiley Online Library database image below for locating the full-text of the article. Examine the different steps involved in finding the article full-text, starting with Browse, by clicking on the  symbol.

 An interactive or media element has been excluded from this version of the text. You can

view it online here:

<https://openeducationalberta.ca/librarylabmanual/?p=72>

2.6 Finding Journal Articles & Book Chapters Exercise

The following exercise asks you to locate the full-text of a journal article and a book chapter in a given citation.

Question 1 – Find the full-text of a journal article from the citation below.

Lim, N., O'Reilly, M. F., Sigafoos, J., Ledbetter-Cho, K., & Lancioni, G. E. (2019). Should Heritage Languages Be Incorporated into Interventions for Bilingual Individuals with Neurodevelopmental Disorders? A Systematic Review. *Journal of Autism and Developmental Disorders*, 49(3), 887–912.



An interactive or media element has been excluded from this version of the text. You can view it online

here:

<https://openeducationalberta.ca/librarylabmanual/?p=176>

Question 2 – Find the full-text of a book chapter from the citation below.

Green, S. L. & Edwards, K. M. (2014). Speech and Language Impairments. In A. F. Rotatori, J. P. Bakken, S. Burkhardt, F. E. Obiakor, & U. Sharma (Eds.), *Special Education International Perspectives: Biopsychosocial, Cultural, and Disability Aspects* (pp.183-206). *Advances in Special Education* (Volume 27). Emerald Group Publishing.





An interactive or media element has been excluded from this version of the text. You can view it online

here:

<https://openeducationalberta.ca/librarylabmanual/?p=176>

Please see the next chapter for an alternate way of finding journal and book full-text.

2.7 Using the GetIt Citation Linker to Find Source Titles

Some databases will provide a GetIt Citation Linker  which, when clicked, will provide various full-text access points in a new window. The image below shows where the GetIt linker in the Ebsco database is located (click on the  symbol for more information).



An interactive or media element has been excluded from this version of the text. You can view it online

here:

<https://openeducationalberta.ca/librarylabmanual/?p=74>

The full Ebsco record of the journal article shown above and [linked here](#) demonstrates that the GetIt linker icon sometimes appears elsewhere in the record (ie. to the left of the bibliographic information).

N.B. not all resources are available in full-text, some may require ordering through [interlibrary loans \(ILL\)](#).

PART III

CHAPTER 3: TOPIC SEARCHING

Learning Outcomes

After completing this chapter, you will be able to:

- Organize a search strategy using concepts and keywords
- Combine concepts and keywords using Boolean logic
- Choose an appropriate database to search
- Search ERIC using an EBSCO platform and PsycInfo using OVID

3.1 Choosing the Right Tool for the Search Job

Your research question(s) will determine the kind of search tools you will need to use in order to answer it. The types of sources you wish or need to consult will also help choose the search tool.

Sample Research Question:
What is the foreign language proficiency of elementary-aged children with autism in Alberta schools?

1. If you wish to find an entire book or a video on a topic, e.g. autism, then searching [the library catalog's advanced search](#) is a good option.

Advanced Search

Find items that match **all** of

All Fields

Title

Author

Subject

Sort results by

relevance

[Start over](#) [Search](#)

2. If you wish to find journal articles or book chapters, a database is best, e.g. ERIC, listed under Education in its [subject guides](#) or [the subject area's list of databases](#).

Subject Guides



3. The video below will explain where to start searching for information at the University of Alberta Library.



A video element has been excluded from this version of the text. You can watch it online here:

<https://openeducationalberta.ca/librarylabmanual/?p=87>

4. This next video helps understand the various kinds of databases that exist at the University of Alberta Library.



A video element has been excluded from this version of the text. You can watch it online here:

<https://openeducationalberta.ca/librarylabmanual/?p=87>

Please see the next chapter to begin determining which concepts you will use to search for information.

3.1.1 Choosing the Right Tool

Exercise

Use the following research question to answer the two questions below.

What is the foreign language proficiency of elementary-aged children with autism in Alberta schools?

Question 1: Which of the following subject guides are relevant in answering the research question above? Hint: the information symbol



beside each answer provides supplementary information on the guides' contents.



An interactive or media element has been excluded from this version of the text. You can view it online here:

<https://openeducationalberta.ca/librarylabmanual/?p=296>

Question 2: In the image below, click on the relevant library guides useful to answer the question above.

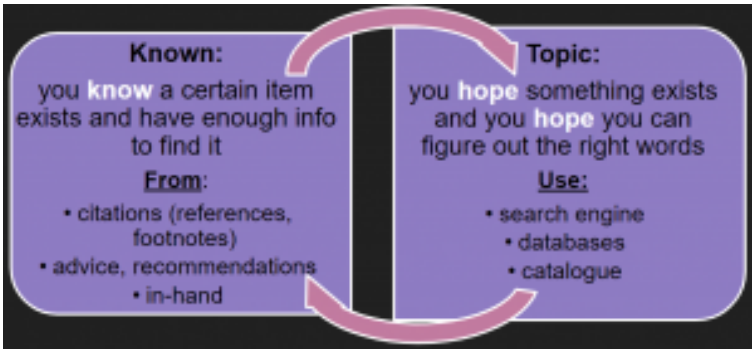


An interactive or media element has been excluded from this version of the text. You can view it online here:

<https://openeducationalberta.ca/librarylabmanual/?p=296>

3.2 Combining Concepts for Topic Searching

As you try to find information for your assignment, it is likely that you will alternate between known topic or author searching and topic searching.



- The video tutorial on [how to put a search together within a database](#) will help you understand various strategies for developing a topic search.

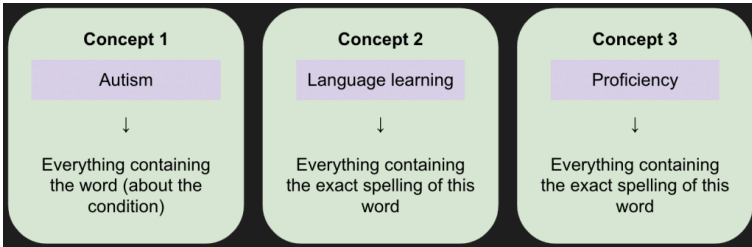


A video element has been excluded from this version of the text. You can watch it online here:

<https://openeducationalberta.ca/librarylabmanual/?p=80>

- Divide your research question into at least two concepts.
- For the question **What is the foreign language proficiency of elementary-aged children with autism in Alberta schools?**

there could be autism as Concept 1 and language learning as Concept 2 and proficiency as Concept 3.



N.B. The more concepts you add to your search the more precise it will be, but the less results you will retrieve. Therefore, if you have more than two concepts and too few results, try changing one or more of the concepts and/or removing a concept to increase the breadth of your search.

Please see the next chapter to begin thinking about the keywords and synonyms that describe each concept.

3.3 Using Variant Terms to Describe your Topical Concepts

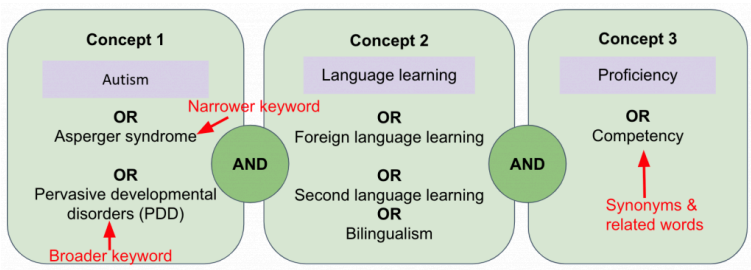
Now that you have determined which concepts you will be using to search for information, it is time to begin listing keywords and synonyms that describe each concept. This strategy will help you improve and increase your search results. The video below will give you an overview of this technique.



A video element has been excluded from this version of the text. You can watch it online here:

<https://openeducationAlberta.ca/librarylabmanual/?p=82>

The three concepts used in the preceding chapter will now serve as an example in identifying their corresponding keywords and synonyms.



The keywords and subject headings you discover when reading and

searching for information in the library catalog and other databases will help build the variant terms to describe the concepts. It is important to keep track of them. In chapter 2.3, the image of a catalog record for the [The SAGE Handbook of Autism and Education](#) is given and subject headings are highlighted at the bottom of the record. Note the subject heading autistic children, which is relevant to the autism concept and could be added to the concept's list of variant terms.




*An interactive or media element has been excluded
from this version of the text. You can view it online*

here:

<https://openeducationalberta.ca/librarylabmanual/?p=82>

Please see the next chapter for implementing concepts and their variant terms in the context of a database search.

3.4 Advanced Searching of the Library Catalog

Chapter 3.1 recommended searching [the library catalog's advanced search](#), in order to find an entire book or standalone resource on a topic, e.g. autism. The following two images will show how the same search can be constructed in different ways based on the research question concepts and keywords. The  symbol in the images below will provide information about the search. By clicking on the title Advanced Catalog Search 1 or 2 below, the search will be performed in the library catalog and the list of results will open in a new window.

[Advanced Catalog Search 1](#)



An interactive or media element has been excluded from this version of the text. You can view it online here: <https://openeducationalberta.ca/librarylabmanual/?p=216>

[Advanced Catalog Search 2](#)



An interactive or media element has been excluded from this version of the text. You can view it online here: <https://openeducationalberta.ca/librarylabmanual/?p=216>

Library Catalog Search Tips:

- Use **quotation** marks to search as a **phrase**.
- Use **+** before a term to make it **required**.

- Use – before a word or phrase to **exclude**.
- Use “OR”, “AND”, and “NOT” (uppercase, no quotation marks) to create **Boolean** logic within a field. You can use parentheses in your complex expressions.
 - Please [watch the following video](#) for information about combining search terms and using Boolean operators in an Ebsco database.
 - For more information about using Boolean operators, please [watch this other video](#).
- Word-stemming is done automatically. Truncation and wildcards are not supported (see the next chapter).

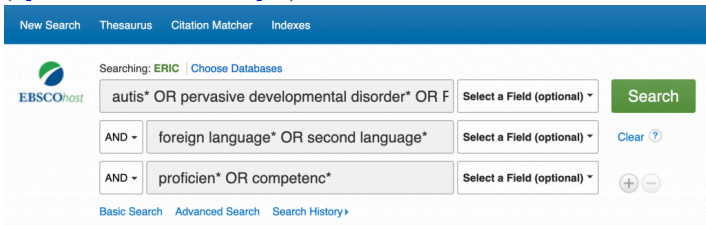
The next chapter will present a similar search using the same research question concepts in an article database.

3.5 Learning to Search the ERIC (Ebsco) Database

The [ERIC database](#) using the EBSCO platform focuses on a wide range of educational topics and contains references to journal articles, book chapters, reports, and other information source formats. The following examples will be based on the concepts and research question given in chapter 3.3.

What is the foreign language proficiency of elementary-aged children with autism in Alberta schools?

1. Take each concept and divide them into separate search boxes using OR Boolean operators between each concept keyword ([open the search example](#)).



2. First search each concept across all fields using the **Select a Field** option from the drop-down menu to the right of each concept.

Note the use of the * **truncation symbol** at the end of some of the search terms. A truncation symbol accounts for multiple endings of a word and is usually placed at the point where the spelling of the word may change.

3. Examine some of the results to see if your search is providing expected results. The record below shows in bold which search terms appear in the record.

4. An Exploratory Longitudinal Study of Social and **Language** Outcomes in Children with **Autism** in Bilingual Home Environments

By: Zhou, Vanessa; Munson, Jeffrey A.; Greenson, Jessica. **Autism: The International Journal of Research and Practice**, v23 n2 p394-404 Feb 2019. (EJ1206269)

Subjects: Bilingualism; Early Intervention; **Autism**; **Pervasive Developmental Disorders**; Case Studies; Longitudinal Studies; Interpersonal **Competence**; Correlation; Family Environment; **Language** Skills; Infants; Toddlers; Nonverbal Communication; Nonverbal Ability; Monolingualism; Comparative Analysis; Social Development; **Second Language** Learning; **Language** Acquisition; **Language** Usage; Adjustment (to Environment); Behavior Rating Scales; Children; Cognitive Ability; Young Children; Motor Development; Measures (Individuals); Family Characteristics; Parent Attitudes; Vineland Adaptive Behavior Scales; Mullen Scales of Early Learning; MacArthur Communicative Development Inventory

Get It @ UAlberta PlumX Metrics

4. Special attention can be given to the list of subjects. Relevant subjects not in bold can be added to your search to revise and improve it.

Searching: ERIC | Choose Databases

autis* OR pervasive developmental disorder* OR F Select a Field (optional) Search

AND bilingual* OR foreign language* OR second Select a Field (optional) Clear ?

AND proficien* OR competenc* Select a Field (optional) + -

Basic Search Advanced Search Search History

5. Note also in the subjects listed in the sample record above that an age concept appears, which can be added to your search as a fourth concept.

Searching: ERIC | Choose Databases

autis* OR pervasive developmental disorder* OR F	Select a Field (optional) ▾	<input type="button" value="Search"/> <input type="button" value="Clear"/> ?
AND ▾ bilingual* OR foreign language* OR second	Select a Field (optional) ▾	
AND ▾ proficien* OR competenc*	Select a Field (optional) ▾	
AND ▾ child* OR youth OR adolescen*	Select a Field (optional) ▾	


Basic Search | Advanced Search | Search History ▶


- To limit your search results it is possible to change which fields are being searched. For example, try limiting one concept at a time to a subject field search. Subjects in ERIC are also called **descriptors**.

Searching: ERIC | Choose Databases

autis* OR pervasive developmental disorder* OR PDD	SU Descriptors ▾	<input type="button" value="Search"/> <input type="button" value="Clear"/> ?
AND ▾ bilingual* OR foreign language* OR secon	Select a Field (optional) ▾	
AND ▾ proficien* OR competenc*	Select a Field (optional) ▾	
AND ▾ child* OR youth OR adolescen*	Select a Field (optional) ▾	

Basic Search | Advanced Search | Search History ▶

- Use the Thesaurus link at the top of the screen to consult which subjects/descriptors to use in ERIC. For example, the term “foreign language learning” is not a subject/descriptor in ERIC, instead the Thesaurus recommends using “second language learning.” Click on the  symbol in the image below to learn about searching the Thesaurus.



An interactive or media element has been excluded from this version of the text. You can view it online here:

<https://openeducationalberta.ca/librarylabmanual/?p=84>

- To further limit your search you can use the Refine Results options located on the left-hand side of the database screen.

Choose to limit your search by publication dates and source types (e.g. academic journals, books, etc.).

Limit To

Scholarly (Peer Reviewed) Journals

IES Funded

1978 Publication Date 2020



[Show More](#)

Source Types

All Results

Reports (22)

Academic Journals (19)

ERIC Documents (15)

Dissertations (6)

Books (3)

9. To expand your search, a few options are available:

1. remove one or more concepts from your search,
2. add more keywords describing a concept, and/or
3. search keywords within the full-text sources included in ERIC, ie. change the field to **TX All text** in the drop-down menu next to each search box.


For a general overview of searching ERIC (EBSCO), see [the following video](#).

Please see the next chapter to learn the basics of searching PsycInfo.

3.6 Searching PsycInfo (OVID)

[PsycInfo](#) covers international scholarly literature in psychology, including educational psychology. Access the PsycInfo database from the [Educational Psychology subject guide](#) or from [the list of UofA Education databases](#). OVID is the vendor platform on which the PsycInfo database is available.

PsycInfo Search Tips


- **Advanced Search:** Enter each concept and/or keyword one at a time in Advanced Search and select the relevant subject headings listed as a result. Click on the  symbol in the image below to learn about the various steps involved.




An interactive or media element has been excluded from this version of the text. You can view it online here:

<https://openeducationalberta.ca/library/labmanual/?p=252>


- **Subject Heading Mapping:** Once you've chosen one or

more subject headings, choose continue & repeat the process with your second keyword. Click on the  symbol in the image below to learn about the subject mapping feature.

 *An interactive or media element has been excluded from this version of the text. You can view it online here:*
<https://openeducationalberta.ca/librarylabmanual/?p=252>

Search History: At the top of the screen, look through the list of searches performed. If the first searches are no longer visible, click on the Expand button located to the right of the list.

1. Combine your searches with AND/OR :
 1. Combine keywords relating to the same concept with ORs,
 2. Repeat for each concept,
 3. Combine the concepts with an AND
 4. See the video below for a demonstration of the steps above

 *A video element has been excluded from this version of the text. You can watch it online here:*
<https://openeducationalberta.ca/librarylabmanual/?p=252>

Results are visible below the search box, or click on Display Results in the list of combined searches.

The [EdPY subject guide](#) provides more information on searching PsycInfo.

Watch the [APA PsycInfo tutorial](#) for more in-depth information on using this database.

Please try the following chapter exercise to practice what you have learned so far.

3.7 Database Searching Exercises

Exercise Research Question:

How prevalent is secondary traumatic stress among high school teachers in Canada?

Question 1: Which major concepts are present in the research question above?



An interactive or media element has been excluded from this version of the text. You can view it online

here:

<https://openeducationalberta.ca/librarylabmanual/?p=303>

Question 2: Consult PsycInfo to find the subject heading or descriptor used to describe secondary traumatic stress.



An interactive or media element has been excluded from this version of the text. You can view it online here:

<https://openeducationalberta.ca/librarylabmanual/?p=303>

Question 3: In the following exercise, drag and drop in the search boxes the relevant keywords in the order in which they appear as concepts in the research question.



An interactive or media element has been excluded from this version of the text. You can view it online here:

<https://openeducationalberta.ca/librarylabmanual/?p=303>

The next set of chapters focus on evaluating, citing, and managing information.

PART IV

CHAPTER 4: EVALUATING,
CITING, AND MANAGING
YOUR SOURCES

Learning Outcomes

After completing this chapter, you will be able to:

- Evaluate sources of information for their reliability, authority, and accuracy
- Find resources to help you cite in APA style
- Devise a strategy for managing your sources of information

4.1 Evaluating Sources

The following [video tutorial on evaluating information](#) will go through the questions to ask to determine the reliability of the sources you find.



A video element has been excluded from this version of the text. You can watch it online here:

<https://openeducationalberta.ca/librarylabmanual/?p=89>

Determining whether a journal is popular or scholarly is one possibility in limiting your search to more reliable sources. The [video on popular and scholarly sources](#) provides a good overview of the characteristics of both types of sources and suggests tools for knowing whether a journal is academic or popular, peer-reviewed/refered or not.



A video element has been excluded from this version of the text. You can watch it online here:

<https://openeducationalberta.ca/librarylabmanual/?p=89>

[Ulrich's database](#) mentioned in the preceding video tutorial has descriptive information about most journal titles and will tell you whether a journal is peer-reviewed/refered. Ulrich's is accessible by searching the [UofA Library's list of databases](#).

Assessing a source's research methodology is also a good strategy. In the sample PsycInfo record below taken from a peer-reviewed journal, one can see that the article is an empirical study

using quantitative methods in a child population located in Canada. Information about the tests and measures used is also available.

PsycInfo Record Methodology Information

Ouellette-Kuntz, Helene, Coe, Helen, Lam, Miu, Breitenbach, Marlene M, Hennessey, Paula E, Jackman, Paulette D, et al. (2014). The changing prevalence of autism in three regions of Canada. *Journal of Autism and Developmental Disorders*, 44, 120-136. <https://doi.org/10.1007/s10803-013-1856-1>

Population Group:	Human; Male; Female. Childhood (birth-12 yrs); Preschool Age (2-5 yrs); School Age (6-12 yrs); Adolescence (13-17 yrs)
Location:	Canada
Methodology:	Empirical Study ; Quantitative Study
Tests & Measures:	Autism Diagnostic Interview-Revised Autism Diagnostic Observation Schedule--Generic

To learn more about research methodologies, please consult the [SAGE Research Methods database](#).

Please see the next chapter to learn about how to cite sources in APA style.

4.2 Citing Sources

- Use [the UofA's library citation guide](#) to find resources that will help you cite your sources
 - Use the [APA QuickGuide](#) linked from the [APA citation style page](#) for examples of various sources cited in the APA citation style
 - The [APA Style Citation Tutorial](#) will help you learn the basics of citing in APA format
- Please note that the “cite tool” available in various databases for producing a citation is not always accurate. It may be a good starting point, but the database’s version of the citation needs to be checked for accuracy.
- [RefWorks](#) is also a tool you can use to cite your sources and, as explained in the next section, manage them effectively.

4.3 Managing Sources

As you search across databases, it is important to keep track of the search terms you use and where you have searched. Keeping a search diary (e.g. in a Google doc) will help you remember what you have searched where and when. Also remember to note where you have saved the relevant references that have resulted from the searches (e.g. RefWorks).

Saving the complete bibliographical information of the relevant references that result from your searches is crucial to your research. Bibliographical managers, like [RefWorks](#), will help you manage your sources and keep them safe. It is good practice to save your references in multiple locations.

Please try the chapter exercise below to practice what you have learned so far.

4.4 Chapter Exercise

Citation for exercise questions:

Krop, J. (2013). Caring without tiring: Dealing with compassion fatigue burnout in teaching. *Education Canada*, 53(2), 42.

Question 1: Use the Ulrich's database to determine what type of journal published the article described above.



An interactive or media element has been excluded from this version of the text. You can view it online here:

<https://openeducationalberta.ca/librarylabmanual/?p=310>

Questions 2: To properly cite this article, you will need to know whether it is available electronically or in print. Please search the library catalogue for the journal title and determine whether the article is available online or in print.



An interactive or media element has been excluded from this version of the text. You can view it online here:

<https://openeducationalberta.ca/librarylabmanual/?p=310>

Question 3: In the reference above, which APA elements, if any, are missing?



An interactive or media element has been excluded from this version of the text. You can view it online here:

<https://openeducationalberta.ca/librarylabmanual/?p=310>

AskUs



If you have any questions about finding, evaluating, and citing information, please talk to staff by chat or email using the [UofA Library's AskUs service](#), linked on the right-hand side of the banner as shown above.

If you would like to contact [subject librarians](#), please find them listed by subject area.

Glossary

Citation

A cited passage or quotation.

Concept

A major topic included in a research question.

Database

A collection of data (e.g. article or book titles, full-text) searchable and available electronically

Ebook

Electronic book

Ebsco

EBSCO is a provider of research databases, e-journals, magazine subscriptions, e-books and discovery service to libraries of all kinds.

ERIC

ERIC contains records and links to hundreds of thousands of full-text documents. It includes records for a variety of source types, including journal articles, books, conference papers, curriculum guides, dissertations and policy papers. Further, researchers can limit search results by education level such as Early Childhood Education as well as on the intended audience such as Counselors or Teachers.

Full-text

The complete text of a book or article

Hold

A term used to describe the process of requesting that a library item be sent or returned to a library branch and held for a specific person for a short period of time.

Journal

A periodically published set of articles that may take the form of an academic periodical, magazine, or newspaper.

Keyword

A term used to describe a source of information, e.g. words in a title, names of authors, subject headings, place of publication, etc.

Ovid

A Wolters Kluwer provider of research databases focusing on areas like health, behavioural sciences, etc.

Primary Source

Information that is a result of first-hand experience or original research.

PsycInfo

Also known as APA PsycInfo. It covers the international literature in psychology. Topics include: applied psychology, communication systems, developmental psychology, education psychology, experimental psychology, personality, physical and psychological disorders, physiological psychology, psychometrics, social psychology and sports psychology.

Formats covered by this database are: journal articles, book chapters, dissertations and technical reports.

Record

A bibliographical description of a published work in a library catalogue or database.

Reference or Cited reference

A cited work listed and systematically described in a list of references.

Reference Title

A publication that can be considered a tertiary source, e.g. dictionaries, handbooks, encyclopedias

Secondary Source

Information that is derived from primary sources or original research, e.g. second hand information.

Subject guide

An online library help manual

Tertiary Source

Information that derives from primary and secondary sources, like dictionaries, encyclopedias, etc.