



Canadian Government

Resource Description


Canada has a long history of stable, democratic governments. That history has not been without its challenges. In the present age, governments are faced with many issues and concerns. In light of this, it is vitally important that Canadians understand our system of government and the role we all play in determining the direction of our country.

Accessibility Statement

Northern College endeavors to make every attempt to be compliant with the *Accessibility for Ontarians with Disabilities Act (AODA)* and the *Canadian Charter of Rights and Freedoms*. Northern is committed to ensuring digital accessibility for people with disabilities. We are continually improving the user experience for everyone and applying the relevant accessibility standards.

Instructions

The *Canadian Government* course was originally developed using Blackboard as the LMS. When setting up the course by importing the Common Cartridge, note the structure of the course within the LMS. **Some of the materials in each menu will have to be updated for each institution using the course material.** When the Common Cartridges unzipped into the LMS note the structure of the course. (See next page for more information.)



Canadian Government

LMS Structure

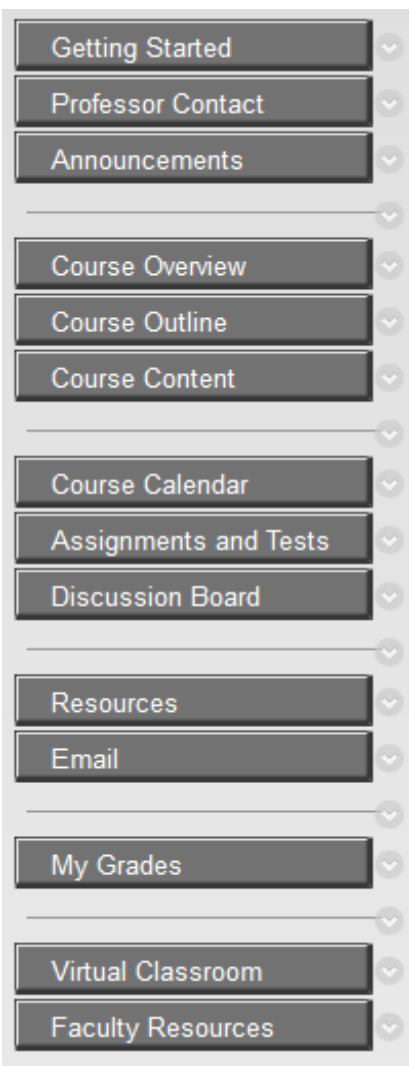
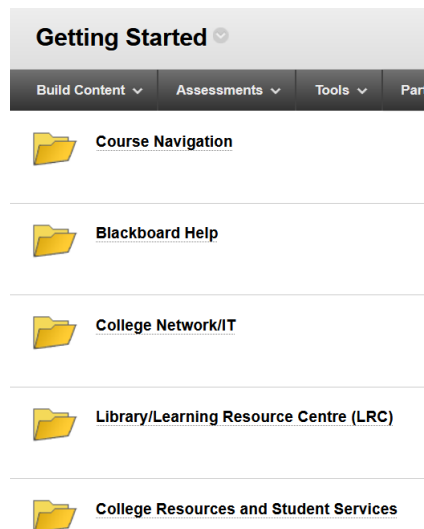
Updates will need to be made in following area with your course/institution information.


1. The Getting Started Menu contains information for students on how to navigate the course as well as access:

- IT
- Resources
- Services

2. Professor Contact - Update with Instructor Information.

3. Course Overview – has an overview of the course, the Instructor contact information, dates and format of class (asynchronous/synchronous).
4. Course Outline – an updated CSI and Course Outline will need to be posted.
5. Course Content, Assignments and Tests, Discussion Board and Resources – contain material for students.
6. Course Calendar – will be automatically updated as the instructor sets due dates.
7. Virtual Classroom will need to be updated with the link to the classroom virtual meeting place.
8. Faculty Resources – contains the original lesson plans and assignments in a .doc format, as well as the Storyline files used in the creation of the course. (See Next Page).





Canadian Government

Faculty Resources

Faculty Resources

The Faculty Resources tab contains resources used to build the course. The first six items will assist in the editing and updating of the course.

1 - Course Structure

The Course Structure folder contains the Course Outline, Course Section Information and Course Blueprint in .doc format. This will allow instructors to easily update the material to share with their students.

2 – LMS Assets

The LMS Asset folder contains a banner template for Instructors/ID to update the course banner with their course information and land acknowledgement. (Example: Image 2)



3 – Lesson Plans and Resources

Here are .doc files with the original lesson plans outlining the sequence that students will see the learning material (Lectures/Storyline, websites, readings, files, assignments, etc.)

4 – Assessment Files

Contains the Assignment and Test files in .doc format

5 – Asset Sheets

File contains links to all assets (files, images, websites, etc.) used in the development of the course.

